



Introductory sub-table (I)(a)

Name of the Company: Grandma Trading And Agencies Limited			
Scrip Code: 504369		Name of the scrip: Grandma	
Class of security: Equity			
Quarter ended: 31st December, 2011			
Partly paid-up shares	No. of partly paid-up shares	As a % of total no. of partly paid-up shares	As a % of total no. of shares of the Company.
Held by promoter/promoter group	-	0	0
Held by Public	-	0	0
Total:	0	0	0
Outstanding convertible securities:	No. of outstanding securities	As a % of total no. of outstanding convertible securities.	As a % of total no. of shares of the Company assuming full conversion of the convertible securities
Held by promoter/promoter group	-	0	0
Held by Public	-	0	0
Total:	0	0	0
Warrants:	No. of warrants	As a % of total no. of warrants	As a % of total no. of shares of the Company, assuming full conversion of warrants
Held by promoter/promoter group	-	0	0
Held by Public	-	0	0
Total:	0	0	0
Total paid-up capital of the Company, assuming full conversion of warrants and convertible securities	1,50,000		



Statement Showing Shareholding Pattern

Category code	Category of Shareholder	Number of Shareholders	Table (I)(a)		Total shareholding as a percentage of total number of shares		Shares Pledged or otherwise encumbered	
			Total number of shares	Number of shares held in dematerialized form	As a percentage of (A+B) ¹	As a percentage of (A+B+C)	Number of shares	As a percentage
(I)	(II)	(III)	(IV)	(V)	(VI)	(VII)	(VIII)	(IX) = (VIII)/(IV)*100
(A)	Shareholding of Promoter and Promoter Group²							
1	Indian							
(a)	Individuals/ Hindu Undivided Family	15	71,450	-	47.63	47.63	-	0.00
(b)	Central Government/ State Government(s)	-	-	-	0.00	0.00	-	0.00
(c)	Bodies Corporate	1	6,250	-	4.17	4.17	-	0.00
(d)	Financial Institutions/ Banks	-	-	-	0.00	0.00	-	0.00
(e)	Any Others(Specify)	-	-	-	0.00	0.00	-	0.00
	Sub Total(A)(1)	16	77,700	0.00	51.80	51.80	0	0.00
2	Foreign							
a	Individuals (Non-Residents Individuals/ Foreign Individuals)	-	-	-	0.00	0.00	-	0.00
b	Bodies Corporate	-	-	-	0.00	0.00	-	0.00
c	Institutions	-	-	-	0.00	0.00	-	0.00
d	Any Others(Specify)	-	-	-	0.00	0.00	-	0.00
	Sub Total(A)(2)	0	0	0	0.00	0.00	0	0.00
	Total Shareholding of Promoter and Promoter Group (A)= (A)(1)+(A)(2)	16	77,700	0	51.80	51.80	0	0.00
(B)	Public shareholding							
1	Institutions							
(a)	Mutual Funds/ UTI	-	-	-	0.00	0.00	-	0.00
(b)	Financial Institutions/ Banks	-	-	-	0.00	0.00	-	0.00
(c)	Central Government/ State Government(s)	-	-	-	0.00	0.00	-	0.00
(d)	Venture Capital Funds	-	-	-	0.00	0.00	-	0.00
(e)	Insurance Companies	-	-	-	0.00	0.00	-	0.00
(f)	Foreign Institutional Investors	-	-	-	0.00	0.00	-	0.00
(g)	Foreign Venture Capital Investors	-	-	-	0.00	0.00	-	0.00
(h)	Any Other (specify)	-	-	-	0.00	0.00	-	0.00
	Sub-Total (B)(1)	0	0	0	0.00	0.00	0	0.00
B 2	Non-institutions							
(a)	Bodies Corporate	-	-	-	0.00	0.00	-	0.00
(b)	Individuals							
I	Individuals -i. Individual shareholders holding nominal share capital up to Rs 1 lakh	79	62,400	-	41.60	41.60	-	0.00
II	ii. Individual shareholders holding nominal share capital in excess of Rs. 1 lakh.	0	-	-	0.00	0.00	-	0.00
(c)	Any Other (specify)	-	-	-	0.00	0.00	-	0.00
	Hindu Undivided Family	6	9900	-	6.60	6.60	-	0.00
	Sub-Total (B)(2)	85	72,300	0	48.20	48.20	0	0.00
(B)	Total Public Shareholding (B)= (B)(1)+(B)(2)	85	72,300	0	48.20	48.20	0	0.00
	TOTAL (A)+(B)	101	150000	0	100.00	100.00	0	0.00
(C)	Shares held by Custodians and against which Depository Receipts have been issued							
1	Promoter and Promoter Group	-	-	-	-	0.00	-	0.00
2	Public	-	-	-	-	0.00	-	0.00
	Sub-Total (C)	0	0	0	0	0	0	0.00
	GRAND TOTAL (A)+(B)+(C)	101	150,000	0	100.00	100.00	0	0.00



Statement showing holding of securities (including shares, warrants, convertible securities) of persons belonging to the category "Promoter and Promoter Group"


No.	Name of the shareholder	Details of Shares held		Encumbered shares (*)			Details of warrants		Details of convertible securities		Total shares (including underlying shares assuming full conversion of warrants and convertible securities) as a % of
		Number of shares held	As a % of grand total (A)+(B)+(C)	No.	As a percentage	As a % of grand total (A)+(B)+(C) of sub-clause (I)(a)	Number of warrants held	As a % total number of warrants of the	Number of convertible securities held	As a % total number of convertible securities of the same class	
(I)	(II)	(III)	(IV)	(V)	(VI)=(V)/(III)*100	(VII)	(VIII)	(IX)	(X)	(XI)	(XII)
1	PANKAJ MANSINGKA	15000	10.00	0	0.00	0.00	0	0	0	0	15000
2	MRS. NIRMALA FATHEPURJA	12500	8.33	0	0.00	0.00	0	0	0	0	12500
3	GANGA PRASAD MORARKA	12500	8.33	0	0.00	0.00	0	0	0	0	12500
4	ANUJA MANSINGKA	9250	6.16	0	0.00	0.00	0	0	0	0	9250
5	NUPUR BENEFICIARY TRUST	6250	4.16	0	0.00	0.00	0	0	0	0	6250
6	SHRI V.N.MANSINGKA	5000	3.33	0	0.00	0.00	0	0	0	0	5000
7	SMT.USHA DEVI MANSINGKA	3000	2.00	0	0.00	0.00	0	0	0	0	3000
8	SMT.SHANTIDEVI MANSINGKA	3000	2.00	0	0.00	0.00	0	0	0	0	3000
9	SHASHIDEVI MANSINGKA	3000	2.00	0	0.00	0.00	0	0	0	0	3000
10	K.K.MANSINGKA	3000	2.00	0	0.00	0.00	0	0	0	0	3000
11	ARUN KUMAR MANSINGKA	2500	1.66	0	0.00	0.00	0	0	0	0	2500
12	SHRI G.K.MANSINGKA	800	0.53	0	0.00	0.00	0	0	0	0	800
13	V.K.JUGALKISHOR MANSINGKA	800	0.53	0	0.00	0.00	0	0	0	0	800
14	ARUN KUMAR MANSINGKA	500	0.33	0	0.00	0.00	0	0	0	0	500
15	SHRI.V.K.MANSINGKA	300	0.20	0	0.00	0.00	0	0	0	0	300
16	GOVIND KUMAR J.MANSINGKA	300	0.20	0	0.00	0.00	0	0	0	0	300
	TOTAL	77700	51.80	0	0.00	0.00	0	0	0	0	77700

(*) The term "encumbrance" has the same meaning as assigned to it in regulation 28(3) of the SAST Regulations, 2011



(1)(c)(i) Statement showing holding of securities (including shares, warrants, convertible securities) of persons belonging to the category "Public" and holding more than 1% of the total number of shares

Sr. No.	Name of the shareholder	Number of Shares held	Shares as a percentage of total number of shares (i.e., Grand Total (A)+(B)+(C) indicated in Statement at para (1)(a) above}	Details of warrants		Details of convertible securities		Total shares (including underlying shares assuming full conversion of warrants and convertible securities) as a % of diluted share capital
				Number of warrants held	As a % total number of warrants of the same class	Number of convertible securities held	% w.r.t total number of convertible securities of the same class	
1	RAJKUMAR S SANKHALA	3,200	2.13	0	0	0	0	3,200
2	SUSHILKUMAR MAYARAM AGARWAL	3,000	2.00	0	0	0	0	3,000
3	LAXMI S SANKHALA HUF	3,000	2.00	0	0	0	0	3,000
4	MANJULA D JAIN	3,000	2.00	0	0	0	0	3,000
5	KHYALILAL D JAIN	3,000	2.00	0	0	0	0	3,000
6	NIKHIL D JAIN	3,000	2.00	0	0	0	0	3,000
7	SUGANDHI PRAMOD BABULAI	3,000	2.00	0	0	0	0	3,000
8	RENU C JAIN	2,500	1.66	0	0	0	0	2,500
9	KISHANLAL S JAIN	2,500	1.66	0	0	0	0	2,500
10	KETAN D JAIN	2,300	1.53	0	0	0	0	2,300
11	DEEPIKA V JAIN	2,000	1.33	0	0	0	0	2,000
12	KHYALILAL D JAIN HUF	2,000	0.00	0	0	0	0	2,000
13	KANKUBAI S JAIN	1,900	1.26	0	0	0	0	1,900
14	DINESH JAIN HUF	1,900	1.26	0	0	0	0	1,900
15	BHARTI JAYESH GANDHI	1,700	1.13	0	0	0	0	1,700
	TOTAL	38,000	25.33					38,000




(I)(c)(ii) Statement showing holding of securities (including shares, warrants, convertible securities) of persons (together with PAC) belonging to the category "Public" and holding more than 5% of the total number of shares of the company

Sr. No.	Name(s) of the shareholder(s) and the Persons Acting in Concert (PAC) with them	Number of shares	Shares as a percentage of total number of shares (i.e., Grand Total (A)+(B)+(C) indicated in Statement at para (I)(a) above)	Details of warrants		Details of convertible securities		Total shares (including underlying shares assuming full conversion of warrants and convertible securities) as a % of diluted share capital
				Number of warrants	As a % total number of warrants of the same class	Number of convertible securities held	% w.r.t total number of convertible securities of the same class	
1	-	0	0.00	0	0	0	0	0
2	-	0	0.00	0	0	0	0	0
TOTAL		0	0.00	0	0	0	0	0



(I)(d) Statement showing details of locked-in shares

Sr. No.	Name of the shareholder	Number of locked-in shares	Locked-in shares as a percentage of total number of shares {i.e., Grand Total (A)+(B)+(C) indicated in Statement at para (I)(a) above}
1	-	0	0.00
	TOTAL	0	0.00




(II)(a) Statement showing details of Depository Receipts (DRs)

Sr. No.	Type of outstanding DR (ADRs, GDRs, SDRs, etc.)	Number of outstanding DRs	Number of shares underlying outstanding DRs	Shares underlying outstanding DRs as a percentage of total number of shares {i.e., Grand Total (A)+(B)+(C) indicated in Statement at para (I)(a) above}
1	-	0	0	0.00
TOTAL		0	0	0.00

(II)(b) Statement showing holding of Depository Receipts (DRs), where underlying shares held by "promoter/promoter group" are in excess of 1% of the total number of shares

Sr. No.	Name of the DR Holder	Type of outstanding DR (ADRs, GDRs, SDRs, etc.)	Number of shares underlying outstanding DRs	Shares underlying outstanding DRs as a percentage of total number of shares {i.e., Grand Total (A)+(B)-(C) indicated in Statement at para (I)(a) above}
1	-	-	0	0.00
TOTAL			0	0.00



Statement showing holding of Depository Receipts (DRs), where underlying shares held by "promoter/promoter group" are in excess of 1% of the total number of shares

Sr. No.	Name of the DR Holder	Type of outstanding DR (ADRs, GDRs, SDRs, etc.)	Number of shares underlying outstanding DRs	Shares underlying outstanding DRs as a percentage of total number of shares {i.e., Grand Total (A)+(B)+(C) indicated in Statement at para (I)(a) above
1	-	-	0	0.00
TOTAL			0	0.00

