

Name of the Company	GRANDMA TRADING AND AGENICES LIMITED		
Scrip Code	504369	Quarter Ended	30/06/2013

Partly Paid-up Shares	No. of partly paid-up shares	As a % of total no. of partly paid-up shares	As a % of total no. of shares of the company
Held by promoter/ promoter group	NIL	NIL	NIL
Held by public	NIL	NIL	NIL
Total			

Outstanding convertible securities :-	No. of outstanding securities	As a % of total no. of outstanding convertible securities	As a % of total no. of shares of the company, assuming full conversion of the convertible securities
Held by promoter/ promoter group	NIL	NIL	NIL
Held by public	NIL	NIL	NIL
Total			

Warrants:-	No. of warrants	As a % of total no. of warrants	As a % of total no. of shares of the company assuming full conversion of the warrants
Held by promoter/ promoter group	NIL	NIL	NIL
Held by public	NIL	NIL	NIL
Total			

Total paid-up capital of the company, assuming full conversion of warrants and convertible securities	13060000
---	----------




## (I)(a) Statement showing Shareholding Pattern under Clause 30 of the Listing Agreement

Name of the Company	GRANDMA TRADING AND AGENICES LIMITED		
Scrip Code	504369	Quarter Ended	30/06/2013

Category code	Category Shareholder	Number of Shareholders	Total number of shares	Number of shares held in dematerialized form	Total Shareholding as a percentage of total number of shares		Shares pledged or otherwise encumbered	
					As a percentage of (A+B)	As a percentage of (A+B+C)	Number of shares	As a percentage
(A)	Shareholding of Promter and Promoter Group							
1	Indian							
(a)	Individuals / Hindu Undivided Family	2	1027700	950000	7.87	7.87	0	0.00
(b)	Central Government/ State Government(s)	0	0	0	0.00	0.00	0	0.00
(c)	Bodies Corporate	0	0	0	0.00	0.00	0	0.00
(d)	Financial Institutions/Banks	0	0	0	0.00	0.00	0	0.00
(e)	Any Other (Specify)							
	(a) Directors	0	0	0	0.00	0.00	0	0.00
	(b) Directors Relative	0	0	0	0.00	0.00	0	0.00
	(c) Person Acting in Concernt	0	0	0	0.00	0.00	0	0.00
	Sub Total (A)(1)	2	1027700	950000	7.87	7.87	0	0.00
2	Foreign							
(a)	Individuals(Non-Resident Individuals/ Foreign Individuals)	0	0	0	0.00	0.00	0	0.00
(b)	Bodies Corporate	0	0	0	0.00	0.00	0	0.00
(c)	Institutions	0	0	0	0.00	0.00	0	0.00
(d)	Qualified Foreign Investor	0	0	0	0.00	0.00	0	0.00
(e)	Any Other (Specify)	0	0	0	0.00	0.00	0	0.00
	Sub Total (A)(2)	0	0	0	0.00	0.00	0	****
	Total Shareholding of Promoter and Promoter Group (A)=(A)(1)+(A)(2)	2	1027700	950000	7.87	7.87	0	0.00



Name of the Company		GRANDMA TRADING AND AGENICES LIMITED						
Scrip Code		504369	Quarter Ended		30/06/2013			
Category code	Category Shareholder	Number of Shareholders	Total number of shares	Number of shares held in dematerialized form	Total Shareholding as a percentage of total number of shares		Shares pledged or otherwise encumbered	
					As a percentage of (A+B)	As a percentage of (A+B+C)	Number of shares	As a percentage
(B)	Public Shareholding						N.A.	N.A.
1	Institutions							
(a)	Mutual Funds / UTI	0	0	0	0.00	0.00		
(b)	Financial Institutions / Banks	0	0	0	0.00	0.00		
(c)	Central Government / State Government(s)	0	0	0	0.00	0.00		
(d)	Venture Capital Funds	0	0	0	0.00	0.00		
(e)	Insurance Companies	0	0	0	0.00	0.00		
(f)	Foreign Institutional Investors	0	0	0	0.00	0.00		
(g)	Foreign Venture Capital Investors	0	0	0	0.00	0.00		
(h)	Qualified Foreign Investor	0	0	0	0.00	0.00		
(i)	Any Other (Specify)	0	0	0	0.00	0.00		
	Sub Total (B)(1)	0	0	0	0.00	0.00	N.A.	N.A.
2	Non-Institutions							
(a)	Bodies Corporate	40	190748	190748	1.46	1.46		
(b)	Individuals							
(i)	Individual Shareholders holding nominal share capital up to Rs. 1 lakh	97	63817	56910	0.49	0.49		
(ii)	Individual Shareholders holding nominal share capital in excess of Rs. 1 lakh	29	7322476	7322476	56.07	56.07		
(c)	Qualified Foreign Investor	0	0	0	0.00	0.00		
(d)	Any Other (Specify)							
	(a) N.R.I. (Repat & Non-Repat.)	0	0	0	0.00	0.00		
	(b) Foreign Corporate Bodies	0	0	0	0.00	0.00		
	(c) Trust	0	0	0	0.00	0.00		
	(d) Hindu Undivided Family	22	4388079	4388079	33.60	33.60		
	(f) Employee	0	0	0	0.00	0.00		
	(h) Clearing Members	8	67180	67180	0.51	0.51		
	Sub Total (B)(2)	196	12032300	12025393	92.13	92.13	N.A.	N.A.
	Total Public Shareholding (B)= (B)(1)+(B)(2)	196	12032300	12025393	92.13	92.13		
	TOTAL (A)+(B)	198	13060000	12975393	100.00	100.00	N.A.	N.A.
(C)	Shares held by Custodians and against which Depository Receipts have been issued							
1)	Promoter and Promoter Group	0	0	0	0.00	0.00	N.A.	N.A.
2)	Public	0	0	0	0.00	0.00	N.A.	N.A.
	Sub-Total (C)	0	0	0	0.00	0.00	N.A.	N.A.
	GRAND TOTAL (A)+(B)+(C)	198	13060000	12975393	100.00	100.00		



Name of the Company	GRANDMA TRADING AND AGENCIES LIMITED		
Scrip Code	504369	Quarter Ended	30/06/2013

(I)(b) Statement showing holding of securities (including shares, warrants, convertible securities) of persons belonging to the category "Promoter and Promoter Group"

Sr. No.	Name of the Shareholder	Details of Shares held		Encumbered shares (*)			Details of Warrants		Details of convertible securities		Total Shares (including underlying shares assuming full conversion of warrants and convertible securities as a % diluted share capital)
		Number of shares held	as a % of Grand Total (A)+(B)+(C)	Number	As a percentage	As a % of grand total (A)+(B)+(C) of sub-clause (I)(a)	Number of Warrants held	As a % total number of warrants of the same class	Number of Convertible securities held	As a % total number of convertible securities of the same class	
(I)	(II)	(III)	(IV)	(V)	(VI)=(V)/(III)*100	(VII)	(VIII)	(IX)	(X)	(XI)	(XII)
1	BHARAT BANSILAL JAIN	950000	7.27	0	0.00	0.00	0	0.00	0	0.00	7.27
2	BHARAT B JAIN	77700	0.59	0	0.00	0.00	0	0.00	0	0.00	0.59
	TOTAL	1027700	7.86	0	0.00	0.00	0	0.00	0	0.00	7.86

(\*) The term "encumbrance" has the same meaning as assigned to it in regulation 2B(3) of the SAST Regulation, 2011



Name of the Company	GRANDMA TRADING AND AGENCIES LIMITED		
Scrip Code	504369	Quarter Ended	30/06/2013

(I)(C)(1) Statement showing holding of securities (including shares, warrants, convertible securities) of persons belonging to the category "Public" and holding more than 1% of the total number of shares


Sr. No.	Name of the Shareholder	Total number of shares	Shares as a % of total number of shares (i.e. Grand Total (A)+(B)+(C) indicated in Statement at para (I)(a) above)	Details of Warrants		Details of convertible securities		Total Shares (including underlying shares assuming full conversion of warrants and convertible securities as a % of diluted share capital)
				Number of Warrants held	As a % total number of warrants of the same class	Number of Convertible securities held	As a % total number of convertible securities of the same class	
1	SANJAY SINGAL	750000	5.74	0	0.00	0	0.00	5.74
2	ANIKET SINGAL	750000	5.74	0	0.00	0	0.00	5.74
3	AARTI SINGAL	750000	5.74	0	0.00	0	0.00	5.74
4	DEVCHAND N SHAH HUF	700000	5.35	0	0.00	0	0.00	5.35
5	SUMDERJI N SHAH	700000	5.35	0	0.00	0	0.00	5.35
6	DINESH S SHAH	700000	5.35	0	0.00	0	0.00	5.35
7	SANJAY SINGAL	550000	4.21	0	0.00	0	0.00	4.21
8	DILIP L PORWAL HUF	490170	3.75	0	0.00	0	0.00	3.75
9	INDIRA DILIP PORWAL	488800	3.74	0	0.00	0	0.00	3.74
10	ASHOKKUMAR RATAMLAL SONI HUF .	250000	1.91	0	0.00	0	0.00	1.91
11	KOMAL SWAPNIL SONI	250000	1.91	0	0.00	0	0.00	1.91
12	SWAPNIL ASHOKKUMAR SONI	250000	1.91	0	0.00	0	0.00	1.91
13	SHALINI PARASRAMPURIA	250000	1.91	0	0.00	0	0.00	1.91
14	UPASANA PARASRAMPURIA REP BY F/G SA	250000	1.91	0	0.00	0	0.00	1.91
15	RAHUL V. AGRAWAL	243153	1.86	0	0.00	0	0.00	1.86
16	MUKESH N RAFNA	226099	1.73	0	0.00	0	0.00	1.73
17	JAYESH KANUNGO	200000	1.53	0	0.00	0	0.00	1.53
18	JALPA NILESH SHETH	200000	1.53	0	0.00	0	0.00	1.53
19	INDRAVADAN JAIN	200000	1.53	0	0.00	0	0.00	1.53
20	INDRAVADAN HANJAKIMAL JAIN	200000	1.53	0	0.00	0	0.00	1.53
21	MANJU HIRALAL DAFNA	200000	1.53	0	0.00	0	0.00	1.53
22	CHANDRAKANT SOBHAGYCHAND SHETH	200000	1.53	0	0.00	0	0.00	1.53
23	NILESH CHANDRAKANT SHETH	200000	1.53	0	0.00	0	0.00	1.53
24	SUBHASH KUMAR GUPTA	200000	1.53	0	0.00	0	0.00	1.53
25	ANUOHA BANSAL	200000	1.53	0	0.00	0	0.00	1.53
26	VASUMATI INDRAVADAN JAIN	196000	1.50	0	0.00	0	0.00	1.50
27	DHARTI A JAIN	193000	1.47	0	0.00	0	0.00	1.47
28	ARVIND KUMAR JAIN	190000	1.45	0	0.00	0	0.00	1.45
29	SNEHA SHASHIKANT MANGALIA	185700	1.42	0	0.00	0	0.00	1.42
30	SHASHIKANT MANGALIA	185550	1.42	0	0.00	0	0.00	1.42
31	DHARTI CHANDRAKANT SHETH	175700	1.34	0	0.00	0	0.00	1.34
32	RAJIV BANSAL	174485	1.33	0	0.00	0	0.00	1.33
33	SURAJ MANGALIA AND SONS HUF .	170000	1.30	0	0.00	0	0.00	1.30
34	PRITI SAWANKUMAR JAJOO	150000	1.14	0	0.00	0	0.00	1.14
35	SATILESH KANTILAL JAIN	145000	1.11	0	0.00	0	0.00	1.11
3	TOTAL	11164457	85.48	0	0.00	0	0.00	85.48



(I)(c)(ii) Statement showing holding of securities (including shares, warrants, convertible securities) of persons (together with PAC) belonging to the category "Public" and holding more than 5% of the total number of shares of the company

Sr. No.	Name(s) of the shareholder(s) and the Persons Acting in Concert (PAC) with them	Number of Shares	Shares as a percentage of total number of shares {i.e., Grand Total (A)+(B)+(C) indicated in Statement at para (I)(a) above}	Details of warrants		Details of convertible securities		Total shares (including underlying shares assuming full conversion of warrants and convertible securities) as a % of diluted share capital
				Number of warrants	As a % total number of warrants of the same class	Number of convertible securities held	% w.r.t total number of convertible securities of the same class	
1 - A	Indravadan H. Jain	200000	1.53%	0	0	0	0	1.53%
2 - A	Indravardan H. Jain HUF	200000	1.53%	0	0	0	0	1.53%
3 - A	Arvind Kumar Jain	190000	1.45%	0	0	0	0	1.45%
4 - A	Vasumati. I. Jain	196000	1.50%	0	0	0	0	1.50%
5 - A	Bharti A. Jain	193000	1.48%	0	0	0	0	1.48%
6 - B	Swapnil Ashok Soni	250000	1.91%	0	0	0	0	1.91%
7 - B	Komal S. Soni	250000	1.91%	0	0	0	0	1.91%
8 - B	Ashokkumar soni (HUF)	250000	1.91%	0	0	0	0	1.91%
9 - C	Sanjay Singhal	750000	5.74%	0	0	0	0	5.74%
10 - C	Arti Singhal	750000	5.74%	0	0	0	0	5.74%
11 - C	Aniket Singhal	750000	5.74%	0	0	0	0	5.74%
12 - C	Sanjay Singhal HUF	550000	4.21%	0	0	0	0	4.21%
13 - D	Chandrakant.S.Sheth	200000	1.53%	0	0	0	0	1.53%
14 - D	Nilesh Chandrakant Seth	200000	1.53%	0	0	0	0	1.53%
15 - D	Bharati Chandrakant Seth	175700	1.35%	0	0	0	0	1.35%
16 - D	Jalpa Nilesh Seth	200000	1.53%	0	0	0	0	1.53%
17 - E	Sundarji M. Shah (HUF)	700000	5.36%	0	0	0	0	5.36%
19 - E	Dinesh S. Shah (HUF)	700000	5.36%	0	0	0	0	5.36%
20 - E	Devchand.M.Shah (HUF)	700000	5.36%	0	0	0	0	5.36%
21 - F	Dilip Porwal HUF	490170	3.75%	0	0	0	0	3.75%
22 - F	Indra Dilip Porwal	488800	3.74%	0	0	0	0	3.74%
<b>TOTAL</b>		<b>83,83,670</b>	<b>64.19%</b>	<b>0</b>	<b>0</b>	<b>0</b>	<b>0</b>	<b>64.19%</b>

Note: A, B, C, D, E & F as mentioned after numbers shown above shows that Person alongwith PAC holds morethan 5%. These are based on Disclosures received from Shareholders.




Name of the Company GRANDMA TRADING AND AGENICES LIMITED

Scrip Code 504369 Quarter Ended 30/06/2013

Statement showing details of locked-in shares

Sr. No.	Name of the Shareholder	Total number of shares	Shares as a % of total number of shares (i.e. Grand Total (A)+(B)+(C) indicated in Statment at para (I)(a)	Promoter / Promoter Group / Public
1	NIL	0	0.00	
	TOTAL	0	0.00	



Name of the Company	GRANDMA TRADING AND AGENICES LIMITED		
Scrip Code		Quarter Ended	30/06/2013

(II)(a) Statement showing details of Depository Receipts (DRs)

Sr. No.	Type of outstanding DR (ADDRs, GDRs, SDRs, etc.)	Number of outstanding DRs	Total number of shares	Shares underlying outstanding DRs as a % of total number of shares (i.e., GRAND TOTAL (A)+(B)+(C) indicated in statement at para (I)(a) above)
	NIL	NIL	NIL	NIL
	TOTAL			

(II)(b) Statement showing holding of Depository Receipts (DRs), where underlying shares are in excess of 1% of the total number of shares

Sr. No.	Name of the DR Holder	Type of outstanding DR (ADR, GDRs, SDRs, etc.)	Number of shares underlying outstanding DRs	Shares underlying outstanding DRs as a % of total number of shares (i.e., GRAND TOTAL (A)+(B)+(C) indicated in statement at para (I)(a) above)
	NIL	NIL	NIL	NIL
	TOTAL			

