

Introductory sub-table (I)(a)

Name of the Company GRANDMA TRADING AND AGENICES LIMITED			
Scrip Code, Name of the scrip, class of security:			
Quarter ended: 31st March, 2014			
Partly paid-up shares:-			
	No. of partly paid-up shares	As a % of total no. of partly paid-up shares	As a % of total no. of shares of the company
Held by promoter/promoter group	0	0.00	0
Held by public	0	0	0
Total - D	0	0	0
Outstanding convertible securities:-			
	No. of outstanding securities	As a % of total no. of outstanding convertible securities	As a % of total no. of shares of the company, assuming full conversion of the convertible securities
Held by promoter/promoter group	0	0	0
Held by public	0	0	0
Total - E	0	0	0
Warrants:-			
	No. of warrants	As a % of total no. of warrants	As a % of total no. of shares of the company, assuming full conversion of warrants
Held by promoter/promoter group	0	0	0
Held by public	0	0	0
Total - F	0	0	0
Total paid-up capital of the company, assuming full conversion of warrants and convertible securities		13060000	




Statement Showing Shareholding Pattern


Category code	Category of Shareholder	Number of Shareholders	Table (I)(a)		Total shareholding as a percentage of total number of shares		Shares Pledged or otherwise encumbered	
			Total number of shares	Number of shares held in dematerialized form	As a percentage of (A+B) ¹	As a percentage of (A+B+C)	Number of shares	As a percentage
(I)	(II)	(III)	(IV)	(V)	(VI)	(VII)	(VIII)	(IX)
(A)	Shareholding of Promoter and							
1	Indian							
(a)	Individuals/ Hindu Undivided Family	1	1027700	1027700	7.87	7.87	0	0.00
(b)	Central Government/ State Government(s)	0	0	0	0.00	0.00	0	#DIV/0!
(c)	Bodies Corporate	0	0	0	0.00	0.00	0	#DIV/0!
(d)	Financial Institutions/ Banks	0	0	0	0.00	0.00	0	#DIV/0!
(e)	Any Others(Specify)	0	0	0	0.00	0.00	0	#DIV/0!
(e-i)	Directors	0	0	0	0.00	0.00	0	#DIV/0!
(e-ii)	Director Relatives	0	0	0	0.00	0.00	0	#DIV/0!
(e-iii)	Person Acting in Concern	0	0	0	0.00	0.00	0	#DIV/0!
	Sub Total(A)(1)	1	1027700	1027700	7.87	7.87	0	0.00
2	Foreign							
a	Individuals (Non-Residents Individuals/ Foreign Individuals)	0	0	0	0.00	0.00	0	#DIV/0!
b	Bodies Corporate	0	0	0	0.00	0.00	0	#DIV/0!
c	Institutions	0	0	0	0.00	0.00	0	#DIV/0!
d	Qualified Foreign Investor	0	0	0	0.00	0.00	0	#DIV/0!
e	Any Others(Specify)	0	0	0	0.00	0.00	0	#DIV/0!
e-i		0	0	0	0.00	0.00	0	#DIV/0!
e-ii		0	0	0	0.00	0.00	0	#DIV/0!
	Sub Total(A)(2)	0	0	0	0.00	0.00	0	#DIV/0!
	Total Shareholding of Promoter and	1	1027700	1027700	7.87	7.87	0	0.00



(B)	Public shareholding							
1	Institutions							
(a)	Mutual Funds/ UTI	0	0	0	0.00	0.00		
(b)	Financial Institutions / Banks	0	0	0	0.00	0.00		
(c)	Central Government/ State Government(s)	0	0	0	0.00	0.00		
(d)	Venture Capital Funds	0	0	0	0.00	0.00		
(e)	Insurance Companies	0	0	0	0.00	0.00		
(f)	Foreign Institutional Investors	0	0	0	0.00	0.00		
(g)	Foreign Venture Capital Investors	0	0	0	0.00	0.00		
(h)	Qualified Foreign Investor	0	0	0	0.00	0.00		
(i)	Any Other (specify)	0	0	0	0.00	0.00		
(i-i)		0	0	0	0.00	0.00		
(i-ii)		0	0	0	0.00	0.00		
	Sub-Total (B)(1)	0	0	0	0.00	0.00		
B 2	Non-institutions							
(a)	Bodies Corporate	170	3612938	3612938	27.66	27.66		
(b)	Individuals	0	0	0	0.00	0.00		
I	Individuals -i. Individual shareholders holding nominal share capital up to Rs 1 lakh	321	86980	84673	0.67	0.67		
II	ii. Individual shareholders holding nominal share capital in excess of Rs. 1 lakh.	33	5017744	5017744	38.42	38.42		
(c)	Qualified Foreign Investor	0	0	0	0.00	0.00		
(d)	Any Other (specify)	0	0	0	0.00	0.00		
(d-i)	NRI (Repat & Non Repat)	0	0	0	0.00	0.00		
(d-ii)	OCB's	0	0	0	0.00	0.00		
(d-iii)	Trust	0	0	0	0.00	0.00		
(d-iv)	Hindu Undivided Family	43	3192118	3192118	24.44	24.44		
(d-v)	Employee	0	0	0	0.00	0.00		
(d-vi)	Clearing Members	12	122520	122520	0.94	0.94		
	Sub-Total (B)(2)	579	12032300	12029993	92.13	92.13		0
(B)	Total Public Shareholding (B)= (B)(1)+(B)(2)	579	12032300	12029993	92.13	92.13		
	TOTAL (A)+(B)	580	13060000	13057693	100.00	100.00		
(C)	Shares held by Custodians and against which Depository Receipts have been issued							
1	Promoter and Promoter Group	0	0	0	0.00	0.00	0	#DIV/0!
2	Public	0	0	0	0.00	0.00	0	#DIV/0!
	Sub-Total (C)	0	0	0	0.00	0.00	0	#DIV/0!
	GRAND TOTAL (A)+(B)+(C)	580	13060000	13057693	100.00	100.00	0	0.00



Sr.No	Notes
1	Nil
2	
3	
4	
5	
6	
7	
8	
9	



(I)(b) Statement showing holding of securities (including shares, warrants, convertible securities) of persons belonging to the category "Promoter and Promoter Group"

Sr.	Name of the shareholder	Details of Shares held		Encumbered shares (*)			Details of warrants		Details of convertible securities		Total shares (including underlying shares assuming full conversion of warrants and convertible securities) as a % of diluted share capital	
		Number of shares held	As a % of grand total (A)+(B)+(C)	No.	As a percentage	As a % of grand total (A)+(B)+(C) of sub-clause (I)(a)	Number of warrants held	As a % total number of warrants of the same class	Number of convertible securities held	As a % total number of convertible securities of the same class		
No.	(I)	(II)	(III)	(IV)	(V)	(VI)=(V)/(III)*100	(VII)	(VIII)	(IX)	(X)	(XI)	(XII)
1	BHARAT BANSILAL JAIN	1027700	7.87			0.00	0.00	0	0	0	0	7.87
TOTAL		1027700	7.87	0	0.00	0.00	0.00	0	0	0	#DIV/0!	0

(*) The term "encumbrance" has the same meaning as assigned to it in regulation 28(3) of the SAST Regulations, 2011



(I)(c)(i) Statement showing holding of securities (Including shares, warrants, convertible securities) of persons belonging to the category "Public" and holding more than 1% of the total number of shares

Sr. No.	Name of the shareholder	Number of shares held	Shares as a percentage of total number of shares {i.e., Grand Total (A)+(B)+(C) indicated in Statement at para (I)(a) above}	Details of warrants		Details of convertible securities		Total shares (including underlying shares assuming full conversion of warrants and convertible securities) as a % of diluted share capital
				Number of warrants held	As a % total number of warrants of the same class	Number of convertible securities held	% w.r.t total number of convertible securities of the same class	
1	ANIKET SINGAL	750000	5.74	0	0	0	0	5.74%
2	SANJAY SINGAL	750000	5.74	0	0	0	0	5.74%
3	DEVCHAND M SHAH HUF	700000	5.36	0	0	0	0	5.36%
4	SUNDERJI M SHAH	700000	5.36	0	0	0	0	5.36%
5	DINESH S SHAH	700000	5.36	0	0	0	0	5.36%
6	AARTI SINGAL	531741	4.07	0	0	0	0	4.07%
7	SANJAY SINGAL	361730	2.77	0	0	0	0	2.77%
8	DILIP L PORWAL HUF	288898	2.21	0	0	0	0	2.21%
9	INDIRA DILIP PORWAL	286778	2.20	0	0	0	0	2.20%
10	ASHOKKUMAR RATANLAL SONI HUF	250000	1.91	0	0	0	0	1.91%
11	KOMAL SWAPNIL SONI	250000	1.91	0	0	0	0	1.91%
12	SWAPNIL ASHOKKUMAR SONI	250000	1.91	0	0	0	0	1.91%
13	RAHUL V. AGRAWAL	223703	1.71	0	0	0	0	1.71%
14	JALPA NILESH SHETH	200000	1.53	0	0	0	0	1.53%
15	CHANDRAKANT SOBHAGYCHAND SHETH	200000	1.53	0	0	0	0	1.53%
16	NILESH CHANDRAKANT SHETH	200000	1.53	0	0	0	0	1.53%
17	SHALINI SANJAY PARASRAMPURIA	185000	1.42	0	0	0	0	1.42%
18	UPASANA SANJAY PARASRAMPURIA	174450	1.34	0	0	0	0	1.34%
19	PRITI SAWANKUMAR JAJOO	150000	1.15	0	0	0	0	1.15%
20	RIDDHIKA DISTRIBUTORS PRIVATE LIMIT	144633	1.11	0	0	0	0	1.11%
21	NIGHTSHINE COMMERCIAL	138420	1.06	0	0	0	0	1.06%
TOTAL		7435353	56.93	0	0	0	0	56.93%



(I)(c)(ii) Statement showing holding of securities (including shares, warrants, convertible securities) of persons (together with PAC) belonging to the category "Public" and holding more than 5% of the total number of shares of the company

Sr. No.	Name(s) of the shareholder(s) and the Persons Acting in Concert (PAC) with them	Number of Shares	Shares as a percentage of total number of shares {i.e., Grand Total (A)+(B)+(C) indicated in Statement at para (I)(a) above}	Details of warrants		Details of convertible securities		Total shares (including underlying shares assuming full conversion of warrants and convertible securities) as a % of diluted share capital
				Number of warrants	As a % total number of warrants of the same class	Number of convertible securities held	% w.r.t total number of convertible securities of the same class	
1 - A	Swapnil Ashok Soni	250000	1.91%	0	0	0	0	1.91%
2 - A	Komal S. Soni	250000	1.91%	0	0	0	0	1.91%
3 - A	Ashokkumar soni (HUF)	250000	1.91%	0	0	0	0	1.91%
4 - B	Sanjay Singhal	361730	2.77%	0	0	0	0	2.77%
5 - B	Arti Singhal	531741	4.07%	0	0	0	0	4.07%
6 - B	Aniket Singhal	750000	5.74%	0	0	0	0	5.74%
7 - B	Sanjay Singhal HUF	350000	2.68%	0	0	0	0	2.68%
12 - C	Sundarji M. Shah (HUF)	700000	5.36%	0	0	0	0	5.36%
13 - C	Dinesh S. Shah (HUF)	700000	5.36%	0	0	0	0	5.36%
14 - C	Devchand.M.Shah (HUF)	700000	5.36%	0	0	0	0	5.36%
TOTAL		48,43,471	37.09%	0	0	0	0	37.09%

Note: A, B, C, ●●● as mentioned after numbers shown above shows that Person alongwith PAC holds morethan 5%. These are based on Disclosures received from Shareholders.




(I)(d) Statement showing details of locked-in shares

Sr. No.	Ref- Num	Name of the shareholder	Number of locked-in shares	Locked-in shares as a percentage of total number of shares {i.e., Grand Total (A)+(B)+(C) indicated in Statement at para (I)(a) above}	Promoter/Promoter Group/Public
		NIL			
		Total Locked in Shares	0	0.000	



(II)(a) Statement showing details of Depository Receipts (DRs)

Sr. No.	Type of outstanding DR (ADRs, GDRs, SDRs, etc.)	Number of outstanding DRs	Number of shares underlying outstanding DRs	Shares underlying outstanding DRs as a percentage of total number of shares {i.e., Grand Total (A)+(B)+(C) indicated in Statement at para (I)(a) above}
1	Nil	0	0	0.00
TOTAL		0	0	0.00



(II)(b) Statement showing holding of Depository Receipts (DRs), where underlying shares held by "promoter/promoter group" are in excess of 1% of the total number of shares

Sr. No.	Name of the DR Holder	Type of outstanding DR (ADRs, GDRs, SDRs, etc.)	Number of shares underlying outstanding DRs	Shares underlying outstanding DRs as a percentage of total number of shares {i.e., Grand Total (A)+(B)+(C) indicated in Statement at para (I)(a) above}
1	NIL	0	0	0.00
TOTAL			0	0.00

