



Scrip Code	504369	Quarter Ended	30/09/2012
------------	--------	---------------	------------

Partly Paid-up Shares	No. of partly paid-up shares	As a % of total no. of partly paid-up shares	As a % of total no. of shares of the company
Held by promoter/ promoter group	NIL	NIL	NIL
Held by public	NIL	NIL	NIL
Total			

Outstanding convertible securities :-	No. of outstanding securities	As a % of total no. of outstanding convertible securities	As a % of total no. of shares of the company, assuming full conversion of the convertible securities
Held by promoter/ promoter group	NIL	NIL	NIL
Held by public	NIL	NIL	NIL
Total			

Warrants:-	No. of warrants	As a % of total no. of warrants	As a % of total no. of shares of the company assuming full conversion of the warrants
Held by promoter/ promoter group	NIL	NIL	NIL
Held by public	NIL	NIL	NIL
Total			



Total paid-up capital of the company, assuming full conversion of warrants and convertible securities	13060000
---	----------





(a) Statement showing Shareholding Pattern under Clause 35 of the Listing Agreement

Name of the Company	GRANDMA TRADING AND AGENICES LIMITED		
Scrip Code	504369	Quarter Ended	30/09/2012

Category code	Category Shareholder	Number of Shareholders	Total number of shares	Number of shares held in dematerialized form	Total Shareholding as a percentage of total number of shares		Shares pledged or otherwise encumbered	
					As a percentage of (A+B)	As a percentage of (A+B+C)	Number of shares	As a percentage
(A)	Shareholding of Promoter and Promoter Group							
1	Indian							
(a)	Individuals / Hindu Undivided Family	15	71450	0	0.55	0.55	0	0.00
(b)	Central Government/ State Government(s)	0	0	0	0.00	0.00	0	0.00
(c)	Bodies Corporate	1	6250	0	0.05	0.05	0	0.00
(d)	Financial Institutions/Banks	0	0	0	0.00	0.00	0	0.00
(e)	Any Other (Specify)							
	(a) Directors	0	0	0	0.00	0.00	0	0.00
	(b) Directors Relative	0	0	0	0.00	0.00	0	0.00
	(c) Person Acting in Concert	0	0	0	0.00	0.00	0	0.00
	Sub Total (A)(1)	16	77700	0	0.59	0.59	0	0.00
2	Foreign							
(a)	Individuals (Non-Resident Individuals/ Foreign Individuals)	0	0	0	0.00	0.00	0	0.00
(b)	Bodies Corporate	0	0	0	0.00	0.00	0	0.00
(c)	Institutions	0	0	0	0.00	0.00	0	0.00
(d)	Qualified Foreign Investor	0	0	0	0.00	0.00	0	0.00
(e)	Any Other (Specify)	0	0	0	0.00	0.00	0	0.00
	Sub Total (A)(2)	0	0	0	0.00	0.00	0	***. **
	Total Shareholding of Promoter and Promoter Group (A)=(A)(1)+(A)(2)	16	77700	0	0.59	0.59	0	0.00



Scrip Code		504367		Quarter Ended		30/09/2012		
Category code	Category Shareholder	Number of Shareholders	Total number of shares	Number of shares held in dematerialized form	Total Shareholding as a percentage of total number of shares		Shares pledged or otherwise encumbered	
					As a percentage of (A+B)	As a percentage of (A+B+C)	Number of shares	As a percentage
(B)	Public Shareholding						N.A.	N.A.
1	Institutions							
(a)	Mutual Funds / UTI	0	0	0	0.00	0.00		
(b)	Financial Institutions / Banks	0	0	0	0.00	0.00		
(c)	Central Government / State Government(s)	0	0	0	0.00	0.00		
(d)	Venture Capital Funds	0	0	0	0.00	0.00		
(e)	Insurance Companies	0	0	0	0.00	0.00		
(f)	Foreign Institutional Investors	0	0	0	0.00	0.00		
(g)	Foreign Venture Capital Investors	0	0	0	0.00	0.00		
(h)	Qualified Foreign Investor	0	0	0	0.00	0.00		
(i)	Any Other (Specify)	0	0	0	0.00	0.00		
	Sub Total (B)(1)	0	0	0	0.00	0.00	N.A.	N.A.
2	Non-Institutions							
(a)	Bodies Corporate	0	0	0	0.00	0.00		
(b)	Individuals							
(i)	Individual Shareholders holding nominal share capital up to Rs. 1 lakh	89	61550	44600	0.47	0.47		
(ii)	Individual Shareholders holding nominal share capital in excess of Rs. 1 lakh	31	8460800	8460800	64.78	64.78		
(c)	Qualified Foreign Investor	0	0	0	0.00	0.00		
(d)	Any Other (Specify)							
	(a) N.R.I. (Repatriation & Non-Repatriation)	0	0	0	0.00	0.00		
	(b) Foreign Corporate Bodies	0	0	0	0.00	0.00		
	(c) Trust	0	0	0	0.00	0.00		
	(d) Hindu Undivided Family	18	4459950	4457950	34.15	34.15		
	(f) Employee	0	0	0	0.00	0.00		
	(h) Clearing Members	0	0	0	0.00	0.00		
	Sub Total (B)(2)	138	12982300	12963350	99.41	99.41	N.A.	N.A.
	Total Public Shareholding (B) = (B)(1)+(B)(2)	138	12982300	12963350	99.41	99.41		
	TOTAL (A)+(B)	154	13060000	12963350	100.00	100.00	N.A.	N.A.
(C)	Shares held by Custodians and against which Depository Receipts have been issued							
1)	Promoter and Promoter Group	0	0	0	0.00	0.00	N.A.	N.A.
2)	Public	0	0	0	0.00	0.00	N.A.	N.A.
	Sub-Total (C)	0	0	0	0.00	0.00	N.A.	N.A.
	GRAND TOTAL (A)+(B)+(C)	154	13060000	12963350	100.00	100.00		




Name of the Company	GRANDMA TRADING AND AGENCIES LIMITED		
Script Code	504369	Quarter Ended	30/09/2012

(I)(b) Statement showing holding of securities (including shares, warrants, convertible securities) of persons belonging to the category "Promoter and Promoter Group"

Sr. No.	Name of the Shareholder	Details of Shares held		Encumbered shares (X)			Details of Warrants		Details of convertible securities		Total Shares (including underlying shares assuming full conversion of warrants and convertible securities as a % diluted share capital)
		Number of shares held	as a % of Grand Total (A)+(B)+(C)	Number	As a percentage	As a % of grand total (A)+(B)+(C) of sub-clause (I)(a)	Number of Warrants held	As a % total number of warrants of the same class	Number of convertible securities held	As a % total number of convertible securities of the same class	
(I)	(II)	(III)	(IV)	(V)	(VI)=(V)/(III)*100	(VII)	(VIII)	(IX)	(X)	(XI)	(XII)
1	PANKAJ MANSINGKA	15000	0.11	0	0.00	0.00	0	0.00	0	0.00	0.11
2	MRS. NIRMALA FATHEPURIA	12500	0.09	0	0.00	0.00	0	0.00	0	0.00	0.09
3	GANGA PRASAD MORARKA	12500	0.09	0	0.00	0.00	0	0.00	0	0.00	0.09
4	ANUJA MANSINGKA	9250	0.07	0	0.00	0.00	0	0.00	0	0.00	0.07
5	MUPUR BENEFICIARY TRUST	6250	0.04	0	0.00	0.00	0	0.00	0	0.00	0.04
6	SHRI V. N. MANSINGKA	5000	0.03	0	0.00	0.00	0	0.00	0	0.00	0.03
7	SMT. USHA DEVI MANSINGKA	3000	0.02	0	0.00	0.00	0	0.00	0	0.00	0.02
8	SMT. SHANTIDEVI MANSINGKA	3000	0.02	0	0.00	0.00	0	0.00	0	0.00	0.02
9	SHASHIDEVI MANSINGKA	3000	0.02	0	0.00	0.00	0	0.00	0	0.00	0.02
10	K. K. MANSINGKA	3000	0.02	0	0.00	0.00	0	0.00	0	0.00	0.02
11	ARUN KUMAR MANSINGKA	2500	0.01	0	0.00	0.00	0	0.00	0	0.00	0.01
12	SHRI G. K. MANSINGKA	800	0.00	0	0.00	0.00	0	0.00	0	0.00	0.00
13	V. K. JIGALKISHOR MANSINGKA	800	0.00	0	0.00	0.00	0	0.00	0	0.00	0.00
14	ARUN KUMAR MANSINGKA	500	0.00	0	0.00	0.00	0	0.00	0	0.00	0.00
15	SHRI V. K. MANSINGKA	300	0.00	0	0.00	0.00	0	0.00	0	0.00	0.00
16	GOVIND KUMAR J. MANSINGKA	300	0.00	0	0.00	0.00	0	0.00	0	0.00	0.00
	TOTAL	77700	0.59	0	0.00	0.00	0	0.00	0	0.00	0.59


(X) The term "encumbrance" has the same meaning as assigned to it in regulation 28(3) of the SAST Regulation, 2011



Name of the Company	GRANDRA TRADING AND AGENCIES LIMITED		
Scrip Code	504369	Quarter Ended	30/09/2012

(I)(c)(i) Statement showing holding of securities (including shares, warrants, convertible securities) of persons belonging to the category "Public" and holding more than 1% of the total number of shares


Sr. No.	Name of the Shareholder	Total number of shares	Shares as a % of total number of shares (i.e. Grand Total (A)+(B)+(C) indicated in Statement at para (I)(a) above)	Details of Warrants		Details of convertible securities		Total Shares (including underlying shares assuming full conversion of warrants and convertible securities as a % of diluted share capital)
				Number of Warrants held	As a % total number of warrants of the same class	Number of Convertible securities held	As a % total number of convertible securities of the same class	
1	AARTI SINGAL	750000	5.74	0	0.00	0	0.00	5.74
2	SANJAY SINGAL	750000	5.74	0	0.00	0	0.00	5.74
3	ANIKET SINGAL	750000	5.74	0	0.00	0	0.00	5.74
4	DEVCHAND M SHAH HUF	700000	5.35	0	0.00	0	0.00	5.35
5	DHARAT BANSILAL JAIN	700000	5.35	0	0.00	0	0.00	5.35
6	SUNDERJI M SHAH	700000	5.35	0	0.00	0	0.00	5.35
7	DINESH S SHAH	700000	5.35	0	0.00	0	0.00	5.35
8	SANJAY SINGAL	550000	4.21	0	0.00	0	0.00	4.21
9	INDIRA DILIP PORVAL	500000	3.82	0	0.00	0	0.00	3.82
10	DILIP L PORVAL HUF	500000	3.82	0	0.00	0	0.00	3.82
11	ASHOKKUMAR RATAMLAL SOMI HUF	250000	1.91	0	0.00	0	0.00	1.91
12	SWAPNIL ASHOKKUMAR SOMI	250000	1.91	0	0.00	0	0.00	1.91
13	KOMAL SWAPNIL SOMI	250000	1.91	0	0.00	0	0.00	1.91
14	SHALINI PARASRAMPURIA	250000	1.91	0	0.00	0	0.00	1.91
15	MUKESH M DAFNA	250000	1.91	0	0.00	0	0.00	1.91
16	UPASANA PARASRAMPURIA REP BY F/G SA	250000	1.91	0	0.00	0	0.00	1.91
17	KANUSO PARASMAL D.	250000	1.91	0	0.00	0	0.00	1.91
18	RAHUL V. AGRAWAL	250000	1.91	0	0.00	0	0.00	1.91
19	JAYESH KANUNGO	200000	1.53	0	0.00	0	0.00	1.53
20	SUBHASH KUMAR GUPTA	200000	1.53	0	0.00	0	0.00	1.53
21	SHASHIKANT MANGALIA	200000	1.53	0	0.00	0	0.00	1.53
22	SNEHA SHASHIKANT MANGALIA	200000	1.53	0	0.00	0	0.00	1.53
23	SURAJ MANGALIA AND SONS HUF	200000	1.53	0	0.00	0	0.00	1.53
24	MILESH CHANDRAKANT SHETH	200000	1.53	0	0.00	0	0.00	1.53
25	BHARTI CHANDRAKANT SHETH	200000	1.53	0	0.00	0	0.00	1.53
26	CHANDRAKANT SODHAGYCHAND SHETH	200000	1.53	0	0.00	0	0.00	1.53
27	JALPA MILESH SHETH	200000	1.53	0	0.00	0	0.00	1.53
28	HANUJI HIRALAL DAFNA	200000	1.53	0	0.00	0	0.00	1.53
29	BHARTI A JAIN	200000	1.53	0	0.00	0	0.00	1.53
30	INDRAVADAN HANJARIMAL JAIN	200000	1.53	0	0.00	0	0.00	1.53
31	VASUMATI INDRAVADAN JAIN	200000	1.53	0	0.00	0	0.00	1.53
32	INDRAVADAN JAIN	200000	1.53	0	0.00	0	0.00	1.53
33	ARVIND KUMAR JAIN	200000	1.53	0	0.00	0	0.00	1.53
34	RAJIV BANSAL	200000	1.53	0	0.00	0	0.00	1.53
35	ANUBHA BANSAL	200000	1.53	0	0.00	0	0.00	1.53
36	PADITA JAIN	150000	1.15	0	0.00	0	0.00	1.15
37	PRITI SAVANKUMAR JAJOO	150000	1.14	0	0.00	0	0.00	1.14
38	SANJAY KANTILAL JAIN	150000	1.14	0	0.00	0	0.00	1.14
39	SHRILESH KANTILAL JAIN	150000	1.14	0	0.00	0	0.00	1.14
3	TOTAL	12601600	96.48	0	0.00	0	0.00	96.48



(I)(c)(ii) Statement showing holding of securities (including shares, warrants, convertible securities) of persons (together with PAC) belonging to the category "Public" and holding more than 5% of the total number of shares of the company

Sr. No.	Name(s) of the shareholder(s) and the Persons Acting in Concert (PAC) with them	Number of -Shares	Shares as a percentage of total number of shares {i.e., Grand Total (A)+(B)+(C) indicated in Statement at para (I)(a) above}	Details of warrants		Details of convertible securities		Total shares (including underlying shares assuming full conversion of warrants and convertible securities) as a % of diluted share capital
				Number of warrants	As a % total number of warrants of the same class	Number of convertible securities held	% w.r.t total number of convertible securities of the same class	
1 - A	Indravadan H. Jain	200000	1.53%	0	0	0	0	1.53%
2 - A	Indravardan H. Jain HUF	200000	1.53%	0	0	0	0	1.53%
3 - A	Arvind H. Jain HUF	200000	1.53%	0	0	0	0	1.53%
4 - A	Vasumati. I. Jain	200000	1.53%	0	0	0	0	1.53%
5 - A	Bharti A. Jain	200000	1.53%	0	0	0	0	1.53%
6 - B	Swapnil Ashok Soni	250000	1.91%	0	0	0	0	1.91%
7 - B	Komal S. Soni	250000	1.91%	0	0	0	0	1.91%
8 - B	Ashokkumar soni (HUF)	250000	1.91%	0	0	0	0	1.91%
9 - C	Sanjay Singhal	750000	5.74%	0	0	0	0	5.74%
10 - C	Arti Singhal	750000	5.74%	0	0	0	0	5.74%
11 - C	Aniket Singhal	750000	5.74%	0	0	0	0	5.74%
12 - C	Sanjay Singhal HUF	550000	4.21%	0	0	0	0	4.21%
13 - D	Chandrakant.S.Sheth	200000	1.53%	0	0	0	0	1.53%
14 - D	Nilesdh Chandrakant Seth	200000	1.53%	0	0	0	0	1.53%
15 - D	Bharati Chandrakant Seth	200000	1.53%	0	0	0	0	1.53%
16 - D	Jalpa Nilesh Seth	200000	1.53%	0	0	0	0	1.53%
17 - E	Bharat Bansilal Jain	700000	5.36%	0	0	0	0	5.36%
18 - F	Sundarji M. Shah (HUF)	700000	5.36%	0	0	0	0	5.36%
19 - F	Dinesh S. Shah (HUF)	700000	5.36%	0	0	0	0	5.36%
20 - F	Devchand.M.Shah (HUF)	700000	5.36%	0	0	0	0	5.36%
21 - G	Dilip Porwal HUF	500000	3.83%	0	0	0	0	3.83%
22 - G	Indra Dilip Porwal	500000	3.83%	0	0	0	0	3.83%
TOTAL		91,50,000	70.06%	0	0	0	0	70.06%

Note: A, B, C, D, E, F, & G as mentioned after numbers shown above shows that Person alongwith PAC holds morethan 5%. These are based on Disclosures received from Shareholders.



Name of the Company	GRANDMA TRADING AND AGENICES LIMITED		
Scrip Code	504369	Quarter Ended	30/09/2012

Statement showing details of locked-in shares

Sr. No.	Name of the Shareholder	Total number of shares	Shares as a % of total number of shares {i.e. Grand Total (A)+(B)+(C) indicated in Statment at para (I)(a)}
1	AARTI SINGAL	750000	5.74
2	SANJAY SINGAL	750000	5.74
3	ANIKET SINGAL	750000	5.74
4	DEVCHAND M SHAH HUF	700000	5.36
5	BHARAT BANSILAL JAIN	700000	5.36
6	SUNDERJI M SHAH	700000	5.36
7	DINESH S SHAH	700000	5.36
8	SANJAY SINGAL	550000	4.21
9	INDIRA DILIP PORWAL	500000	3.83
10	DILIP L PORWAL HUF	500000	3.83
11	ASHOKKUMAR RATANLAL SONI HUF .	250000	1.91
12	SWAPNIL ASHOKKUMAR SONI	250000	1.91
13	KOMAL SWAPNIL SONI	250000	1.91
14	SHALINI PARASRAMPURIA	250000	1.91
15	MUKESH M BAFNA	250000	1.91
16	UPASANA PARASRAMPURIA REP BY F/G SA	250000	1.91
17	KANUGO PARASMAL B.	250000	1.91
18	RAHUL V. AGRAWAL	250000	1.91
19	JAYESH KANUNGO	200000	1.54
20	SUBHASH KUMAR GUPTA	200000	1.53
21	SHASHIKANT NANGALIA	200000	1.53
22	SNEHA SHASHIKANT NANGALIA	200000	1.53
23	SURAJ NANGALIA AND SONS HUF .	200000	1.53
24	NILESH CHANDRAKANT SHETH	200000	1.53
25	BHARTI CHANDRAKANT SHETH	200000	1.53
26	CHANDRAKANT SOBHAGYCHAND SHETH	200000	1.53
27	JALPA NILESH SHETH	200000	1.53
28	MANJU HIRALAL BAFNA	200000	1.53
29	BHARTI A JAIN	200000	1.53
30	INDRAVADAN HANJARIMAL JAIN	200000	1.53
31	VASUMATI INDRAVADAN JAIN	200000	1.53
32	INDRAVADAN JAIN	200000	1.53
33	ARVIND KUMAR JAIN	200000	1.53
34	RAJIV BANSAL	200000	1.53
35	ANUBHA BANSAL	200000	1.53
36	BABITA JAIN	150000	1.15
37	PRITI SAWANKUMAR JAJOO	150000	1.15
38	SANJAY KANTILAL JAIN	150000	1.15
39	SHAILESH KANTILAL JAIN	150000	1.15
40	PRATIKA BHARAT SHAH	125000	0.96
41	PRITI SANJAY SHAH	125000	0.96
42	SANKET KIRTIKUMAR JAIN	60000	0.46
TOTAL		12910000	98.81




Name of the Company	GRANDMA TRADING AND AGENICES LIMITED		
Scrip Code	504369	Quarter Ended	30/09/2012

(II)(a) Statement showing details of Depository Receipts (DRs)

Sr. No.	Type of outstanding DR (ADDRs, GDRs, SDRs, etc.)	Number of outstanding DRs	Total number of shares	Shares underlying outstanding DRs as a % of total number of shares (i.e., GRAND TOTAL (A)+(B)+(C) indicated in statement at para (I)(a) above)
	NIL	NIL	NIL	NIL
	TOTAL			

(II)(b) Statement showing holding of Depository Receipts (DRs), where underlying shares are in excess of 1% of the total number of shares

Sr. No.	Name of the DR Holder	Type of outstanding DR (ADDRs, GDRs, SDRs, etc.)	Number of shares underlying outstanding DRs	Shares underlying outstanding DRs as a % of total number of shares (i.e., GRAND TOTAL (A)+(B)+(C) indicated in statement at para (I)(a) above)
	NIL	NIL	NIL	NIL
	TOTAL			



Handwritten signature