


Name of the Company	GRANDMA TRADING AND AGENICES LIMITED		
Scrip Code	504369	Quarter Ended	30/09/2013

Partly Paid-up Shares	No. of partly paid-up shares	As a % of total no. of partly paid-up shares	As a % of total no. of shares of the company
Held by promoter/promoter group	NIL	NIL	NIL
Held by public	NIL	NIL	NIL
Total			

Outstanding convertible securities :-	No. of outstanding securities	As a % of total no. of outstanding convertible securities	As a % of total no. of shares of the company, assuming full conversion of the convertible securities
Held by promoter/promoter group	NIL	NIL	NIL
Held by public	NIL	NIL	NIL
Total			

Warrants:-	No. of warrants	As a % of total no. of warrants	As a % of total no. of shares of the company assuming full conversion of the warrants
Held by promoter/promoter group	NIL	NIL	NIL
Held by public	NIL	NIL	NIL
Total			


Total paid-up capital of the company, assuming full conversion of warrants and convertible securities	13060000
---	----------



(I)(a) Statement showing Shareholding Pattern under Clause 35 of the Listing Agreement


Name of the Company	GRANDMA TRADING AND AGENICES LIMITED		
Scrp Code	504369	Quarter Ended	30/09/2013

Category code	Category Shareholder	Number of Shareholders	Total number of shares	Number of shares held in dematerialized form	Total Shareholding as a percentage of total number of shares		Shares pledged or otherwise encumbered	
					As a percentage of (A+B)	As a percentage of (A+B+C)	Number of shares	As a percentage
(A)	Shareholding of Promter and Promoter Group							
1	Indian							
(a)	Individuals / Hindu Undivided Family	1	1027700	1027700	7.87	7.87	0	0.00
(b)	Central Government/ State Government(s)	0	0	0	0.00	0.00	0	0.00
(c)	Bodies Corporate	0	0	0	0.00	0.00	0	0.00
(d)	Financial Institutions/Banks	0	0	0	0.00	0.00	0	0.00
(e)	Any Other (Specify)							
	(a) Directors	0	0	0	0.00	0.00	0	0.00
	(b) Directors Relative	0	0	0	0.00	0.00	0	0.00
	(c) Person Acting in Concernt	0	0	0	0.00	0.00	0	0.00
	Sub Total (A)(1)	1	1027700	1027700	7.87	7.87	0	0.00
2	Foreign							
(a)	Individuals(Non-Resident Individuals/ Foreign Individuals)	0	0	0	0.00	0.00	0	0.00
(b)	Bodies Corporate	0	0	0	0.00	0.00	0	0.00
(c)	Institutions	0	0	0	0.00	0.00	0	0.00
(d)	Qualified Foreign Investor	0	0	0	0.00	0.00	0	0.00
(e)	Any Other (Specify)	0	0	0	0.00	0.00	0	0.00
	Sub Total (A)(2)	0	0	0	0.00	0.00	0	***.**
	Total Shareholding of Promoter and Promoter Group (A)=(A)(1)+(A)(2)	1	1027700	1027700	7.87	7.87	0	0.00



Name of the Company	GRANDMA TRADING AND AGENCIES LIMITED		
Scrip Code	504369	Quarter Ended	30/09/2013

Category code	Category Shareholder	Number of Shareholders	Total number of shares	Number of shares held in dematerialized form	Total Shareholding as a percentage of total number of shares		Shares pledged or otherwise encumbered	
					As a percentage of (A+B)	As a percentage of (A+B+C)	Number of shares	As a percentage
(B)	Public Shareholding						N.A.	N.A.
1	Institutions							
(a)	Mutual Funds / UTI	0	0	0	0.00	0.00		
(b)	Financial Institutions / Banks	0	0	0	0.00	0.00		
(c)	Central Government / State Government(s)	0	0	0	0.00	0.00		
(d)	Venture Capital Funds	0	0	0	0.00	0.00		
(e)	Insurance Companies	0	0	0	0.00	0.00		
(f)	Foreign Institutional Investors	0	0	0	0.00	0.00		
(g)	Foreign Venture Capital Investors	0	0	0	0.00	0.00		
(h)	Qualified Foreign Investor	0	0	0	0.00	0.00		
(i)	Any Other (Specify)	0	0	0	0.00	0.00		
	Sub Total (B)(1)	0	0	0	0.00	0.00	N.A.	N.A.
2	Non-Institutions							
(a)	Bodies Corporate	103	2109439	2109439	16.15	16.15		
(b)	Individuals							
(i)	Individual Shareholders holding nominal share capital up to Rs. 1 lakh	170	35733	32126	0.27	0.27		
(ii)	Individual Shareholders holding nominal share capital in excess of Rs. 1 lakh	26	6072540	6072540	46.50	46.50		
(c)	Qualified Foreign Investor	0	0	0	0.00	0.00		
(d)	Any Other (Specify)							
	(a) N.R.I. (Repat & Non-Repat.)	0	0	0	0.00	0.00		
	(b) Foreign Corporate Bodies	0	0	0	0.00	0.00		
	(c) Trust	0	0	0	0.00	0.00		
	(d) Hindu Undivided Family	35	3801572	3801572	29.11	29.11		
	(f) Employee	0	0	0	0.00	0.00		
	(h) Clearing Members	4	13016	13016	0.10	0.10		
	Sub Total (B)(2)	338	12032300	12028693	92.13	92.13	N.A.	N.A.
	Total Public Shareholding (B) = (B)(1)+(B)(2)	338	12032300	12028693	92.13	92.13		
	TOTAL (A)+(B)	339	13060000	13056393	100.00	100.00	N.A.	N.A.
(C)	Shares held by Custodians and against which Depository Receipts have been issued							
1)	Promoter and Promoter Group	0	0	0	0.00	0.00	N.A.	N.A.
2)	Public	0	0	0	0.00	0.00	N.A.	N.A.
	Sub-Total (C)	0	0	0	0.00	0.00	N.A.	N.A.
	GRAND TOTAL (A)+(B)+(C)	339	13060000	13056393	100.00	100.00		



Name of the Company	GRANDMA TRADING AND AGENCIES LIMITED		
Scrp Code	504369	Quarter Ended	30/09/2013

(I)(b) Statement showing holding of securities (including shares, warrants, convertible securities) of persons belonging to the category "Promoter and Promoter Group"

Sr. No.	Name of the Shareholder	Details of Shares held		Encumbered shares (%)			Details of Warrants		Details of convertible securities		Total Shares (including underlying shares assuming full conversion of warrants and convertible securities as a % diluted share capital)
		Number of shares held	as a % of Grand Total (A)+(B)+(C)	Number	As a percentage	As a % of grand total (A)+(B)+(C) of sub-clause (I)(a)	Number of Warrants held	As a % total number of warrants of the same class	Number of convertible securities held	As a % total number of convertible securities of the same class	
(I)	(II)	(III)	(IV)	(V)	(VI)=(V)/(III)*100	(VII)	(VIII)	(IX)	(X)	(XI)	(XII)
1	BHARAT BANSILAL JAIN	1027700	7.86	0	0.00	0.00	0	0.00	0	0.00	7.86
	TOTAL	1027700	7.86	0	0.00	0.00	0	0.00	0	0.00	7.86

(*) The term "encumbrance" has the same meaning as assigned to it in regulation 28(3) of the SEBI Regulation, 2011




Name of the Company GRANDHA TRADING AND AGENICES LIMITED

Scrip Code 504369 Quarter Ended 30/09/2013

(c)(1) Statement showing holding of securities (including shares, warrants, convertible securities) of persons belonging to the category "Public" and holding more than 1% of the total number of shares

Sr. No.	Name of the Shareholder	Total number of shares	Shares as a % of total number of shares (i.e. Grand Total (A)+(B)+(C) indicated in Statement at para (I)(a) above)	Details of Warrants		Details of convertible securities		Total Shares (including underlying shares assuming full conversion of warrants and convertible securities as a % of diluted share capital)
				Number of Warrants held	As a % total number of warrants of the same class	Number of Convertible securities held	As a % total number of convertible securities of the same class	
1	SANJAY SINGAL	750000	5.74	0	0.00	0	0.00	5.74
2	AMIKET SINGAL	750000	5.74	0	0.00	0	0.00	5.74
3	SUNDERJI M SHAH	700000	5.35	0	0.00	0	0.00	5.35
4	DINESH S SHAH	700000	5.35	0	0.00	0	0.00	5.35
5	DEVCHAND M SHAH HUF	700000	5.35	0	0.00	0	0.00	5.35
6	AARTI SINGAL	643000	4.92	0	0.00	0	0.00	4.92
7	SANJAY SINGAL	550000	4.21	0	0.00	0	0.00	4.21
8	DILIP L PORWAL HUF	421363	3.22	0	0.00	0	0.00	3.22
9	INDIRA DILIP PORWAL	420139	3.21	0	0.00	0	0.00	3.21
10	ASHOKKUMAR RATANLAL SOMI HUF	250000	1.91	0	0.00	0	0.00	1.91
11	KONAL SWAPNIL SOMI	250000	1.91	0	0.00	0	0.00	1.91
12	SWAPNIL ASHOKKUMAR SOMI	250000	1.91	0	0.00	0	0.00	1.91
13	UPASANA PARASKANPURIA REP BY F/G SA	250000	1.91	0	0.00	0	0.00	1.91
14	SHALINI PARASKANPURIA	250000	1.91	0	0.00	0	0.00	1.91
15	RAHUL V. AGRAWAL	237153	1.81	0	0.00	0	0.00	1.81
16	JALPA NILESH SHETH	200000	1.53	0	0.00	0	0.00	1.53
17	CHANDRAKANT SODHAGYCHAND SHETH	200000	1.53	0	0.00	0	0.00	1.53
18	NILESH CHANDRAKANT SHETH	200000	1.53	0	0.00	0	0.00	1.53
19	BHARTI CHANDRAKANT SHETH	160760	1.23	0	0.00	0	0.00	1.23
20	ANUBHA DANSAL	160000	1.22	0	0.00	0	0.00	1.22
21	SSJ FINANCE & SECURITIES PVT. LTD.	158370	1.21	0	0.00	0	0.00	1.21
22	PRITI SAVANKUMAR JAJOO	150000	1.14	0	0.00	0	0.00	1.14
23	INDRAVADAN NANJAKHAI JAIN	140344	1.07	0	0.00	0	0.00	1.07
24	INDRAVADAN JAIN	137529	1.05	0	0.00	0	0.00	1.05
25	NANJU HIRALAL DAFNA	137400	1.05	0	0.00	0	0.00	1.05
26	TRUTHFUL SUPPLIERS PRIVATE LIMITED	133000	1.01	0	0.00	0	0.00	1.01
3	TOTAL	8899058	68.13	0	0.00	0	0.00	68.13



Name of the Company	GRANDMA TRADING AND AGENICES LIMITED		
Scrip Code	504369	Quarter Ended	30/09/2013

Statement showing details of locked-in shares

Sr. No.	Name of the Shareholder	Total number of shares	Shares as a % of total number of shares (i.e. Grand Total (A)+(B)+(C) indicated in Statement at para (D)(a))	Promoter / Promoter Group / Public
1	NIL	0	0.00	
	TOTAL	0	0.00	



(I)(c)(ii) Statement showing holding of securities (including shares, warrants, convertible securities) of persons (together with PAC) belonging to the category "Public" and holding more than 5% of the total number of shares of the company

Sr. No.	Name(s) of the shareholder(s) and the Persons Acting in Concert (PAC) with them	Number of Shares	Shares as a percentage of total number of shares {i.e., Grand Total (A)+(B)+(C) indicated in Statement at para (I)(a) above}	Details of warrants		Details of convertible securities		Total shares (including underlying shares assuming full conversion of warrants and convertible securities) as a % of diluted share capital
				Number of warrants	As a % total number of warrants of the same class	Number of convertible securities held	% w.r.t total number of convertible securities of the same class	
1 - A	Swapnil Ashok Soni	250000	1.91%	0	0	0	0	1.91%
2 - A	Komal S. Soni	250000	1.91%	0	0	0	0	1.91%
3 - A	Ashokkumar soni (HUF)	250000	1.91%	0	0	0	0	1.91%
4 - B	Sanjay Singhal	750000	5.74%	0	0	0	0	5.74%
5 - B	Arti Singhal	643000	4.92%	0	0	0	0	4.92%
6 - B	Aniket Singhal	750000	5.74%	0	0	0	0	5.74%
7 - B	Sanjay Singhal HUF	550000	4.21%	0	0	0	0	4.21%
8 - C	Chandrakant.S.Sheth	200000	1.53%	0	0	0	0	1.53%
9 - C	Nilesh Chandrakant Seth	200000	1.53%	0	0	0	0	1.53%
10 - C	Bharati Chandrakant Seth	160760	1.23%	0	0	0	0	1.23%
11 - C	Jalpa Nilesh Seth	200000	1.53%	0	0	0	0	1.53%
12 - D	Sundarji M. Shah (HUF)	700000	5.36%	0	0	0	0	5.36%
13 - D	Dinesh S. Shah (HUF)	700000	5.36%	0	0	0	0	5.36%
14 - D	Devchand.M.Shah (HUF)	700000	5.36%	0	0	0	0	5.36%
15 - E	Dilip Porwal HUF	421363	3.23%	0	0	0	0	3.23%
16 - E	Indra Dilip Porwal	420139	3.22%	0	0	0	0	3.22%
TOTAL		7,145,262	54.71%	0	0	0	0	54.71%

Note: A, B, C, D & E as mentioned after numbers shown above shows that Person alongwith PAC holds morethan 5%. These are based on Direclosures received from Shareholders.



Name of the Company	GRANDMA TRADING AND AGENICES LIMITED		
Scrip Code	504369	Quarter Ended	30/09/2013

(II)(a) Statement showing details of Depository Receipts (DRs)

Sr. No.	Type of outstanding DR (ADRs, GDRs, SDRs, etc.)	Number of outstanding DRs	Total number of shares	Shares underlying outstanding DRs as a % of total number of shares (i.e., GRAND TOTAL (A)+(B)+(C) indicated in statement at para (I)(a) above)
	NIL	NIL	NIL	NIL
	TOTAL			

(II)(b) Statement showing holding of Depository Receipts (DRs), where underlying shares are in excess of 1% of the total number of shares

Sr. No.	Name of the DR Holder	Type of outstanding DR (ADRs, GDRs, SDRs, etc.)	Number of shares underlying outstanding DRs	Shares underlying outstanding DRs as a % of total number of shares (i.e., GRAND TOTAL (A)+(B)+(C) indicated in statement at para (I)(a) above)
	NIL	NIL	NIL	NIL
	TOTAL			

